



THE BULLETIN

BRITISH COLUMBIA COUNCIL OF
GARDEN CLUBS

JANUARY 2024

PRESIDENT'S MESSAGE

LYNDA PASACRETA

PLEASE FORWARD TO ALL OF YOUR CLUB MEMBERS

As we head into 2024, I am sure that most of us are very thoughtful of what we may be facing with extreme weather conditions.

Last year was so devastating with much of our province on fire as wildfires tore through our valuable forests. Drought conditions exacerbated the problem.

In amongst the winter photos I received from all over BC, one stood out to me.

Judie Steeves, past president of the Okanagan Xeriscape Association, lives in West Kelowna, right in the midst of the horrific McDougall Creek wildfire where her house was spared but her next neighbour was left with just a chimney.

The trees surrounding Judie's property were burned and are no longer there so she has to rethink her garden.

After three consecutive years of dealing with La Niña we are now experiencing El Niño conditions as we head into 2024. La Niña brought us numerous natural disasters directly caused by alterations in wind patterns (tropical cyclones, hurricanes), pressure, and rainfall.

El Niño is the warm phase of the same phenomenon. We are already experiencing the warm temperatures and increased precipitation in the fall.

The warmer temperatures can result in less snow pack in the mountains, which can mean more drought conditions in the summer.

January is usually a time when gardeners have their noses in seed catalogues and garden books planning for the growing season.

Some of our members have to look at their gardens differently this year due to the extreme drought conditions last year through much of the province.

Be sure to read Judie Steeves's article included in this newsletter as she prepares her plans for a whole new garden this year.

For those concerned about wildfires in their area, make sure to refer to the BC Council of Garden Clubs October newsletter, which had some tips on how to take care of your property.

Wishing you all the best for 2024. Please keep those articles coming!



Judie Steeves's winter garden

SCHOLARSHIP FUND NEWS

BY PATTY MOLNAR, SCHOLARSHIP FUND CHAIR

Happy New Year from the Scholarship Fund Committee!

At the time of writing this, the 2023 year may have almost passed but still we are feeling the impact of our 80 for 80 campaign for the scholarship fund, celebrating the BC Council of Garden Clubs's 80th anniversary. Our goal initially was \$8,000 but this was surpassed by the end of summer. After the October General Meeting even more donations were received for the scholarship fund as well as the revenue from the vendors' fees and proceeds of the raffle ticket sales. Now we have **\$13,989** and more is coming. Every dollar is much appreciated as it helps build the total available for us to disburse in grants and bursaries.

In mid-February there will be a report from VanCity Community Foundation advising of the total balance in the scholarship fund as of December 31st, from which there will be a 4% calculation made determining the amount available to disburse to the academic institutions we will be contacting. At this point it is not anticipated that we can increase our disbursements from the 2023 figures, due to the soft investment market where some of the funds had been put. Hopefully the economic outlook will improve, lifting the market and therefore also our funds, but if wishes were horses.....!

In the meantime the Scholarship Fund Committee continues its work, communicating with the educational institutions, with the recipient students, and with you, our readers. Very shortly the committee will need another new member to be voted in during the spring Annual General Meeting when my term ends, so please consider putting your name forward to work with these wonderful people. If you are interested or have questions about this volunteer opportunity, please contact Patty Molnar at scholarship@bcgardenclubs.com.





Our \$80 for 80 years celebration

donation drive was a huge success! 🎉

Join clubs across BC in celebrating the BCCGC's 80th anniversary and the Scholarship Fund by contributing \$80 in 2023. Over **\$13,989** has been collected for 2023!

How to Donate to the BCCGC Scholarship Fund

If you wish to make a donation by cheque please send it to:

BC Council of Garden Clubs
Scholarship Fund, c/o: BC Council
of Garden Clubs

10952 McAdam Road

North Delta, BC, V4C 3E8

Please ensure that the cheques are made out to the "Vancity Community Foundation" and the memo field shows "BC Council of Garden Clubs." If the person or organization that the donation is from does not clearly show on the cheque, please include a brief note with the cheque indicating who the donation is from and a return address (so that an income tax receipt can be issued).

If you wish to donate online with a credit card:

Go to

www.vancitycommunityfoundation.ca.

Click the "Funds" button on the top right side of the home page.

Locate the BC Council of Garden Clubs Scholarship Fund, either by scrolling through the list or searching "garden clubs" in the search bar.

Once on the BCCGC Scholarship Fund page, click "Give to this Fund" and complete the form.

OR

Go to www.bcgardenclubs.com.

Go to the "Scholarship Fund" on the top bar and click on the "Donate" page below.

Scroll down to the link to Vancity Community Foundation and click on it. This will take you to the BCCGC Scholarship Fund page.

Click on "Give to this Fund" and complete the form.

Thank You!



NEW GARDEN IN MY FUTURE

JUDIE STEEVES, PAST PRESIDENT, OKANAGAN XERISCAPE

Some BC gardeners are looking at starting fresh in their gardens in 2024, as they look out on an ashy moonscape that was chewed up and spit out by wildfire this year.

It's a scary, daunting, not altogether pleasant prospect. It's not just the cost, it's the loss of good old friends, like that chrysanthemum your childhood friend's mother gave you from her garden, decades back — and she's gone now.

And the 12-foot-tall *Kolkwitzia* (beauty bush) that's always a mass of pink in spring, but which is just a few inches of blackened stump now.

However, much to my surprise, that chrysanthemum has already sprouted — green and hopeful — from the ashes. Not so much the 14 evergreens that had to be removed and given away as green firewood.

But the grove of lilacs that towered over the garden, providing refuge for the quail and the spotted towhee, is also sprouting vigorously.

Those of us who are beginning over with a new palette are in a conundrum. Often we're trying to wrap our heads around the idea that instead of gardening under dappled shade, we will be gardening under a blazing hot sun all day until the new trees begin to have a shading effect.

The upside is this is a chance to make all your garden dreams come true. I'm figuring on planting the boulevard (ditch bank) in natives with a seeding of native Okanagan grasses to try and keep the seeds of invasive plants at bay.

I plan to fence the deer out of a patch of landscape where the new patio will be built (the old one burned) and maybe I'll do something wild and crazy like create a bit of a rock garden inside that deer-free area.

Many xeriscape plants are very appropriate growing amongst large rocks in pockets of soil, including *Saponaria*, *Veronica*, crocus, *Sempervivum*, *Scutellaria*, dianthus, campanula, heuchera, and a dozen varieties of stonecrop, or sedum. As well there are an ever-emerging variety of dwarfed versions of so many familiar perennials and annuals.

Many of our favourite drought-tolerant perennials actually hail from alpine areas where they naturally grow in high-elevation, rocky situations with cold winters and sparse soils, as well as hot, sunny summers.

So, creating a rock garden using them is a no-brainer, right?

It will be interesting, and I'm feeling more excited by the dreams I now have for the future of my garden. Good luck to all of you who are beginning fresh, as I am.



McDougall Creek wildfire, West Kelowna, August 17, 2023. Photo by Wikimedia Commons



Dawne Whelpley, Vernon Garden Club

Remember to visit www.bcgardenclubs.com to view more winter garden photos from all over BC!




Sally Toft, Capilano Garden Club, North Vancouver

MARY OPENSHAW

During 2023, members were invited to send in seasonal photos from their gardens, which were then compiled and cropped. A committee then decided which were the leading contenders for the **anniversary calendar**. The calendars were preordered and distributed at the October meeting (in time for gift giving at Christmas).

We've been celebrating every five years, sometimes dressing the way they did in 1939 or having a strawberry tea and making sure that featured speakers acknowledge our history. Ten years ago we produced a cookbook of members' favourite recipes. Plans will be underway soon for 2024. We welcome any celebratory ideas you have that we could consider. Send them to pattymolnar@yahoo.ca or maryopenshaw@hotmail.com. Thank you!





Hello Orange!



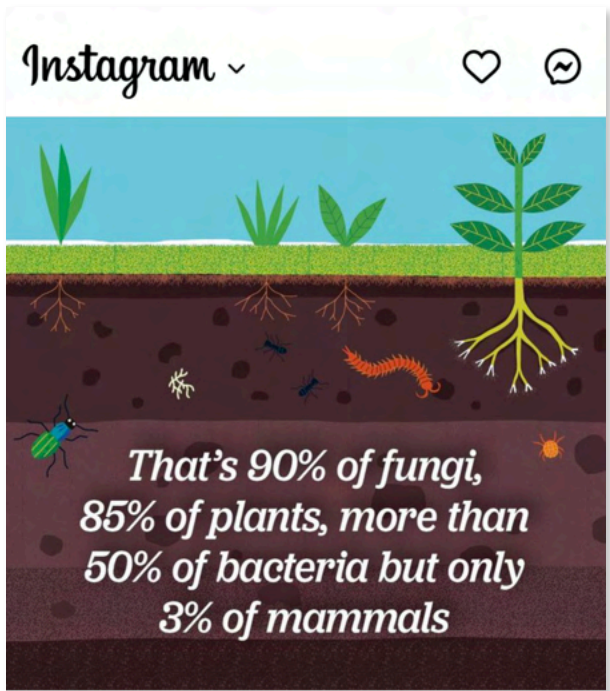
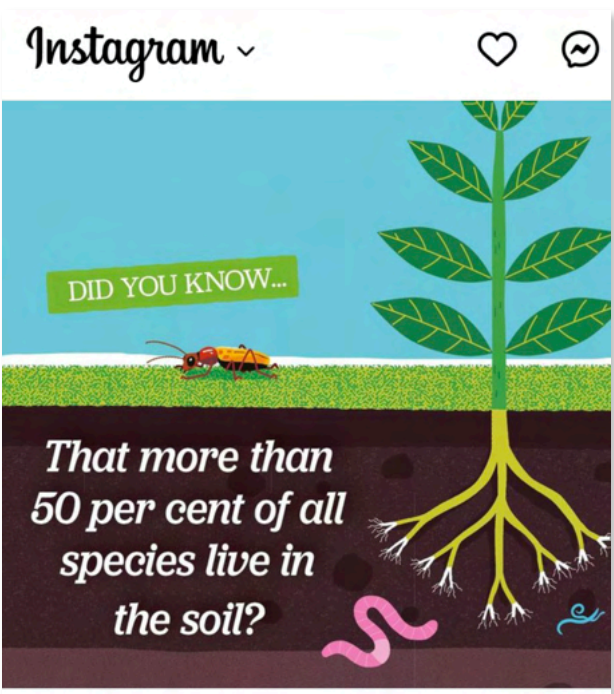
Betty Girard's one and only rose in her garden - South Africa

The colour orange is part of the Plants Love You campaign by Communities in Bloom.

In 2024, get ready to dive into a sea of orange as we embark on a new vibrant journey!

Everyone is invited to plant orange in honour of our Indigenous communities as we celebrate all ways plants love you. ~Canadian Garden Council

And remember...soil only accounts for 10% of the earth's surface. Refer to the BC Council of Garden Clubs November 2023 newsletter. Let's vow, as gardeners, to rejuvenate, restore, and maintain our precious soil in 2024!



Growers Delight is now a member of COTA, the Canada Organic Trade Association.

Check us out: <https://organicdirtsupplements.ca/>. Use code BCCG12 for special discounts.

Growers Delight

Granular Soil Activator

NEW ORGANIC HOUSE BLEND 4-2-2 with HUMIC

Growers Delight is a soil activator enriched with organically sourced materials. Along with NPK plus CA, also includes many other trace elements. Improves soil structure and activates the soil's fertility naturally.



OMRI Certified Organic

Enriched with Calcium, Humic Acid, Nitrogen, Soluble Potash

Made in Canada
For more information:
info@organicdirtsupplements.ca
or visit our website

Perfect for:

- General row gardens
- Repotting plants
- Trees & shrubs
- Lawn maintenance & care

www.organicdirtsupplements.ca

Richmond Garden Club was approached by Steveston Harbour Authority to see if we would plant up and maintain 12 concrete containers on the Steveston boardwalk, a well-known tourist destination. The containers were filled with old soil, beer cans, and cigarette butts.

We planted Karl Foerster grass as the centrepiece and added perennials such as heuchera (maintains its colour throughout the winter), echinaceas, pansies, and sedums. Bulbs are also planted at this time of year for spring colour.

The containers are brightened up during the different seasons and holidays.


We are now on our fourth year with the Harbour Authority and find that no one uses the containers as trash bins anymore! Lynda Pasacreta





Allison Forbes, Gibsons Garden Club - winter garden photo

HERBAL GARDENS WITH ANA



Explore Herbal world with variety of programs

1. All season herbal gardens
2. Tasty medicinal plants
3. Herbs for natural beauty rituals
4. Spring is coming! Herbal detox for body and soul
5. Growing and harvesting herbs and many more...

Ana Dushyna is a botanical pharmacology specialist and certified landscaper, actively engaged in native restoration projects. Lives in South Surrey.
herbalprograms@gmail.com

2024 TRENDS IN THE GARDEN

LIGHTLY ADAPTED WITH PERMISSION FROM GARDEN DESIGN

A wonderful website for all things garden-related has a great article by Rebecca Sweet, landscape designer and garden writer — “2024 Trends in Garden Design.”

The article acknowledges the challenges with gardening in unpredictable conditions and adapting to a new “normal.” The author highlights 10 top trends to help us become more resilient, creative, embrace new concepts, and think outside of the box.

Our members who were affected by the terrible wildfires last summer and significant drought conditions will especially enjoy reading this article.

The top 10 trends for 2024 include:

1. Enhancing your garden with edimentals.
2. Exploring naturalistic planting and the new perennial movement.
3. Preserving every drop with eco-friendly rain gardens.
4. Learning to love bugs (even those that munch!).
5. Adapting and growing with a changing climate.
6. Beyond dining: creating unique outdoor spaces.
7. Embracing gravel gardens for low-maintenance beauty.
8. Preserving our gardens in creative ways.
9. Rediscovering the beauty and biodiversity of stumpy gardens.

10. Cultivating garden knowledge at home.*

Thank you to Dayna Springfield, Social Media & Marketing for Garden Design, for giving us permission to share this wonderful article with our BC Council of Garden Clubs members.

*She asked that we mention Garden Design’s upcoming webinar which may be of interest to us — <https://www.gardendesign.com/webinars/>.

To view the article in its entirety — <https://www.gardendesign.com/trends/2024.html>.



Stumpy garden filled with wild strawberries, ferns, and a native currant. Photo by: Rebecca Sweet.

JAPANESE WINTER GARDENS TO VISIT IN BC

Many botanical and larger gardens put on magnificent displays in the winter, especially for the holiday season.


Classical Japanese and Chinese gardens tend to bring about pleasure and reflection through all seasons. In northern Japan, winter gardens are designed to be especially beautiful in the snow.

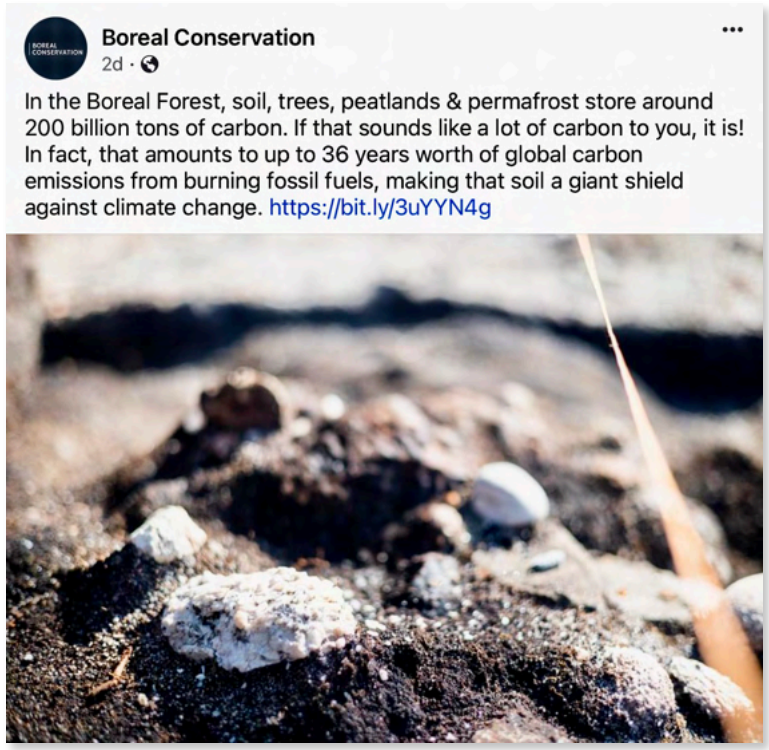
Classical elements such as evergreen and deciduous plant, moss, water, rocks, sand, and man-made structures such as bridges, lanterns, and water basins, are all placed to encourage slow walking and stops for deliberate viewing and pause for contemplation.

Some gardens to add to your list this winter:

- ❄️ David Douglas Botanical Garden, Prince George
- ❄️ Ikeda Japanese Garden, Penticton
- ❄️ Kasugai Gardens, Kelowna
- ❄️ The Japanese Garden in Hatley Park, Colwood
- ❄️ The Japanese Garden at Butchart Gardens, Brentwood Bay
- ❄️ Japanese Gardens, Esquimalt Gorge Park & Pavilion, Esquimalt
- ❄️ Takata Japanese Garden, Victoria
- ❄️ The Nitobe Memorial Garden at UBC, Vancouver
- ❄️ The Winter Garden, Rosaline Sturdy Amphitheatre, UBC, Vancouver
- ❄️ Sun Yat-Sen Park and Dr. Sun Yat-Sen Classical Garden, Vancouver
- ❄️ Queen Elizabeth Park and Conservatory, Vancouver

Japanese garden in Hatley Park, Colwood. Photo by Wikimedia Commons.





Winter garden photo by
Mary Jane Hornaas, South
Surrey Garden Club



SARA ORANGETIP BUTTERFLY

CINDY TATARYN, VANCOUVER MASTER GARDENERS

Sara's orangetip, *Anthocharis sara*

Range: The Sara orangetip butterfly can be seen locally in BC at the edge of developments. It prefers open grassy hillsides or widely scattered woodlands and forest openings, rocky slopes and cliffs, meadows, and edges of woods. It can be found from the Pacific Ocean to the Rocky Mountains.

Larval Food Plants: The larvae feed on mustard (*Cruciferae*), (*Brassica* species), rock cress (*Arabis*), common hedge-mustard, (*Sisymbrium*), and nasturtium (*Tropaeolum majus*).

Adult Food Source: The adult butterfly feeds on mustard (*Cruciferae*), small composite flowers, fleabane (*Aster* species), and winter cress (*Barbarea* species).

Time of Flight: They can be seen flying from early April to May.

Life Cycle: The eggs are pale green when laid but turn bright orange after a day. They are laid on the leaves, stems, and buds of rock cress (*Arabis*). Young larvae feed on the leaves but older larvae prefer the fruits and flowers. Near Victoria the larvae feed on *Arabis glabra*. Near Hope they feed on *Arabis drummondii*. Various *Brassicaceae* are used elsewhere in the province, including *Arabis sparsiflora*, *Barbarea vulgaris*, *Brassica kaber*, *Descurainia*, and *Sisymbrium officinale*. There is one generation per year.

Description:

Larvae: The larvae are medium green, shading to lighter green down the sides to a white lateral stripe. Below the white stripe there is a dark green line that is obvious only when the larva is newly moulted. They are dark green on the underside. The spiracles are grey-green and centred in the white lateral stripe, with a light covering of hairs with a black spot at the base of each hair. Most hairs are short and non-secretory. A few hairs are longer, blacker, and thicker,

which have a large black spot at the base and are secretory.

Pupae are long and thin and are light brown to dark green.

Adult: Sara orangetip butterflies have bright orange forewing tips on the male and smaller orange patches surrounded by black and white on the forewings of the female.

Sara orangetips are small white or yellow butterflies with orange wing tips. In males there is a black bar across the base of the orange wing tip that is straight and usually strong black across the entire wing. The ventral hindwing marbling is grey or green and is usually found in crisply defined patches.

Populations near the ocean have many white females. Further from the ocean most of the females are yellow and only a few are white. Males and females usually have a row of black spots along the margin of the dorsal hindwing.



Sara orangetip. Photo by Wikimedia Commons.

SARA ORANGETIP BUTTERFLY, CONT'D

Native Plant:

Hairy rock cress (*Arabis hirsuta*)

Hairy rock cress can be found on the west coast from the Alaskan Panhandle to Washington State. It is a biennial or short lived perennial herb. It has a taproot and stems that are unbranched to one metre tall and is hairy at its base.

It has basal leaves that are 8 cm long. The leaves are also hairy, lance shaped, and often purplish on the underside. The stem leaves are alternate, lance shaped, and 12 cm long.

The flowers are white to pinkish and grow in clusters at the ends of the stems. The hairy rock cress grows at low to mid elevations on beaches, bluffs, rocky slopes, gravel bars, and disturbed sites.

Sources:

Butterflies and Butterfly Gardening in the Pacific Northwest, by Mary Kate Woodward (2005, Whitecap Books).

Butterfly Gardening: Creating a Butterfly Haven in Your Garden, by Thomas C. Emmel (1997, Cavendish Books).

Plants of Coastal British Columbia Including Washington, Oregon & Alaska, by Jim Pojar & Andy Mackinnon (2014, BC Minsitry of Forests, Partners Publishing and Lone Pine).

E-Fauna BC: Electronic Atlas of the Fauna of British Columbia [efauna.bc.ca]. Lab for Advanced Spatial Analysis, Department of Geography, University of British Columbia, Vancouver, by Brian Klinkenberg, 2020/2021.



Arabis hirsuta, hairy rock cress. Photo: Wikimedia Commons.



NEWSLETTER CONTRIBUTIONS

We would love to feature your club or community garden in the newsletter.

Tell us about some of the projects your club or community garden is involved in.

You are invited to submit an article at any time (please include photos and name of author). Photos should be high resolution and you should include the name of the photographer if possible. Articles should be in the range of 300–500 words. If you have an idea for a

longer piece, connect with the newsletter editor in advance to discuss your idea.

Articles are due on the 15th of the month preceding publication. If they are submitted after that date, they will be held for the next issue.

The **next due date is January 10 for February 1**. Submissions/ inquiries:

newsletter@bcgardenclubs.com

Lynda Pasacreta, Editor

Pam Robertson, Copy Editor

BRITISH COLUMBIA COUNCIL OF GARDEN CLUBS

Lynda Pasacreta | President

Lorna Fraser | Past President

Cindy Tataryn | First Vice President

Ron Ouwerkerk | Second Vice President

Pam Robertson | Secretary

Ann Peters | Treasurer

Patty Molnar | Scholarship Fund

Lynda Pasacreta | Communications Coordinator

Lorna Herchenson | Membership Committee and Insurance

Lynda Pasacreta | Newsletter Committee

Frank Girard | Website

Laurie Maitland | Question Line

bcgardenclubs.com | www.facebook.com/bcgardenclubs